



## Features :

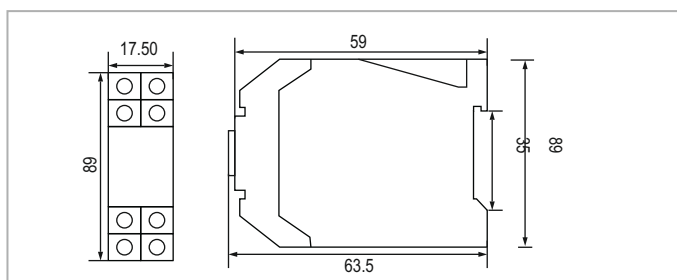
- ▶ ON delay / Interval
- ▶ 8 Time ranges
- ▶ Dual supply voltage
- ▶ LED indications : Power ON, Relay ON
- ▶ Finger safe terminals

Certifications :

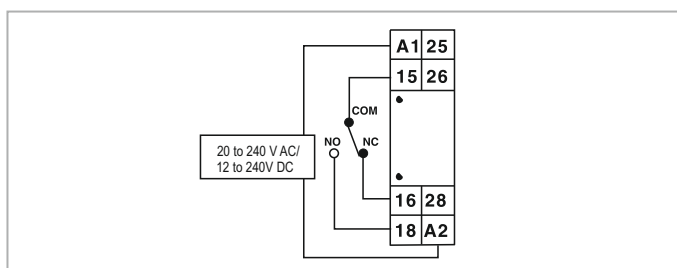
## Technical specifications

Display specifications	
LED indications	Power ON, Relay ON
Input specifications	
Accuracy	Setting : $\pm 5\%$ of F.S. , repeat : $\pm 0.5\%$ or 50msec (F.S. = Full scale) , pause time : $\pm 5\%$ or $\pm 5$ msec
Output specifications	
Relay contact	1 C/O (SPDT)
Relay rating	5A @ 250V AC or 24V
Functional specifications	
Modes	ON delay / Interval
Time ranges	0 - 3sec / min, 0 - 10sec / min, 0 - 30sec / min, 0 - 60sec / min
Resolution	0.3sec
Reset	ON power interruption, Reset time <100 msec
Auxiliary supply specifications	
Supply voltage	20V to 240VAC, 12V to 240 VDC
Power consumption	6VA max

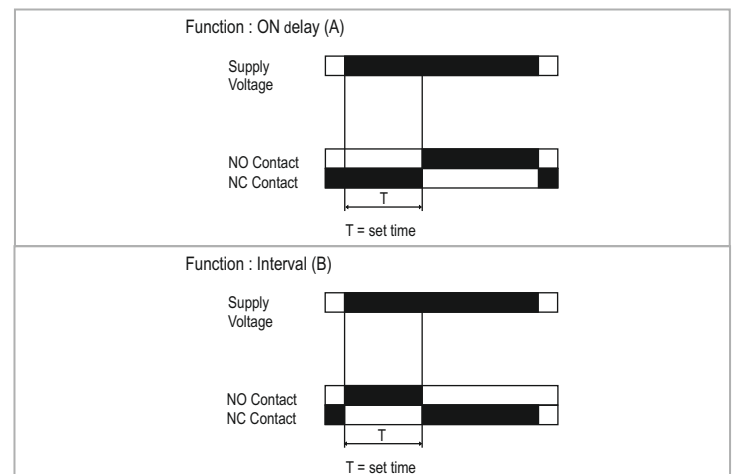
## Dimensions (All are in mm)



## Terminal connections



## Timing diagram



## Ordering information

Product code	Supply voltage	Certification
642XA	20 to 240V AC 12 to 240V DC	---