



FEATURES

- Pluggable interactive HMI only for MiBRX din rail type series with their respective adaptor plates. (MiBRX-2M, 4M, 6M)
- 6 User configurable keys.
- 2 Lines x 16 characters LCD display.
- Size: 96 x 96mm

SPECIFICATIONS

Display Type	16 (Characters) x 2 (Lines) LCD
Backlight Colour	Blue
Text Colour	White
No. of Keys	8
Operating Voltage Range	10-30V DC
Standard Operating Voltage	24V DC
Max. Rated Power	1.5 W

FUNCTIONAL SPECIFICATIONS (CPU)

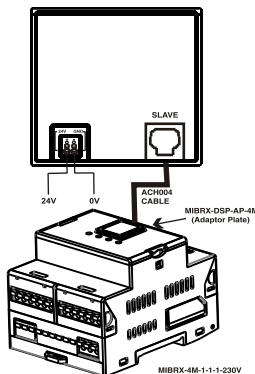
Programming Language	Windows based user friendly SELPRO software for HMI configuration and programming.
----------------------	--

ENVIRONMENTAL CONDITIONS

Operating Temperature	0 to 55°C
Storage Temperature	-20 to 70°C
Humidity (non-condensing)	95%
Mounting	Panel mounted independent display
Weight	Approx. 130 gms

NOTE : The display can be powered either by separate 24V supply or directly from din rail type MiBRX (applicable for displays having no power terminal) using same ACH004 cable.

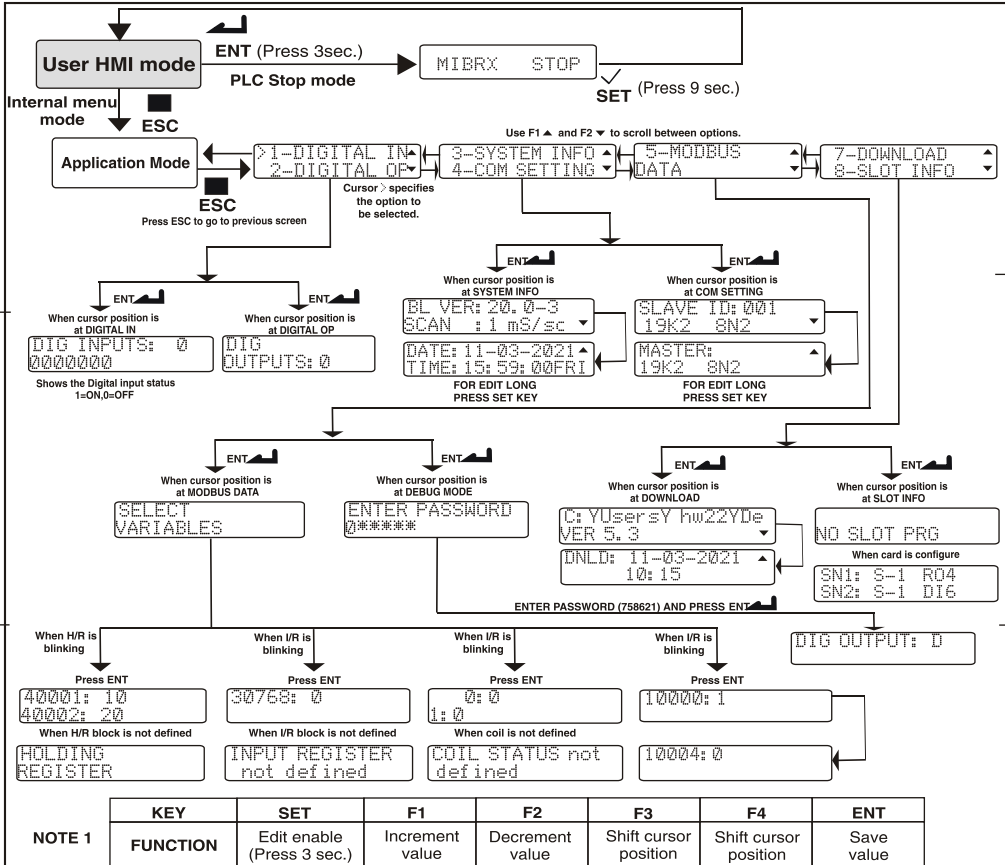
DIAGRAM



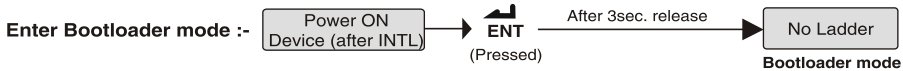
INSTALLATION INSTRUCTIONS

1. This equipment, communicates with main PLC device and is used mainly in control panel which becomes accessible to the user after installation.
2. Conductors must not come in contact with the internal circuitry of the equipment else it may lead to a safety hazard that may endanger life or cause electrical shock to the operator.
3. While installation, ensure power to independent display equipment is switched OFF. In case of replacement of this equipment with any other type, programming of main PLC equipment needs to be modified accordingly.
4. The equipment shall not be installed in environmental conditions other than those specified in this manual.
5. Thermal dissipation of the independent display is met through ventilation holes provided on housing. Obstruction of these ventilation holes may lead to a safety hazard.

MENU DESCRIPTION



NOTE 2 : To adjust STOP bit of Communication settings, refer SELPRO software project setting.



SAFETY PRECAUTIONS

This manual is meant for personnel involved in wiring installation, operation and routine maintenance of the equipment. All safety related conditions, symbols and instructions that appear in this operating manual or on the equipment must be strictly followed to ensure operator and instrument safety. Any misuse may impair the protection provided by the equipment.

CAUTION : Read complete instructions prior to installation and operation of the unit. The equipment in its installed state must not come in proximity to any heating sources, caustic vapours, oil, steam or other unwanted process by products.

CAUTION : Risk of electric shock.

SERVICE DETAILS

This device contains no user serviceable parts and requires special equipment and specialized engineers for repair.

Maintenance: Do not use Isopropyl alcohol or any other organic solvents for cleaning.

Please contact service center for repair on the following number : **Tel. No. : + 91-7498077172 ;**

(Specifications are subject to change, since development is a continuous process.)

Selec Controls Pvt. Ltd., India

Factory Address : EL-27/1, Electronic Zone, TTC Industrial Area, MIDC, Mahape, Navi Mumbai- 400 710, INDIA.

Tel. No : +91-22-41 418 419/430 IFax No. : +91-22-28471733

Toll free : 1800 227 353 (BSNL/MTNL Subscribers only)

Website : www.selec.com | Email : sales@selec.com