Terminal connections

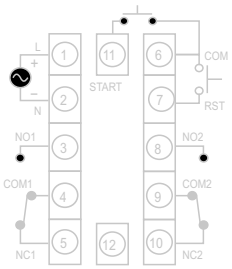

Dimensions (All are in mm)

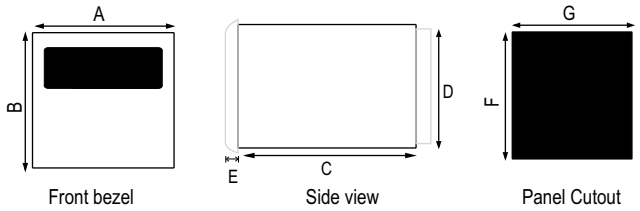

DIM	A	B	C	D	E	F	G
XT546	48	48	94	45	4	46	46

Timing diagram

1. On delay, Interval modes:

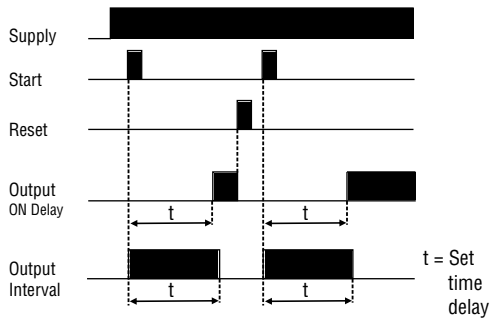

2. Cyclic ON first, Cyclic OFF first modes:

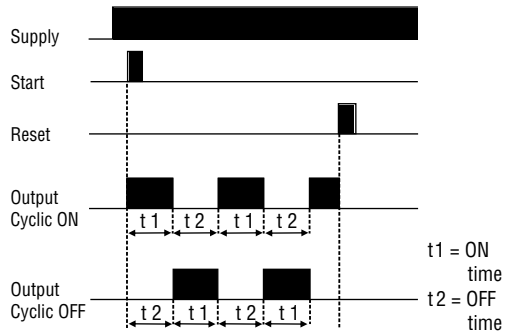

3.Typical application of Continuous start and reset in On delay mode:

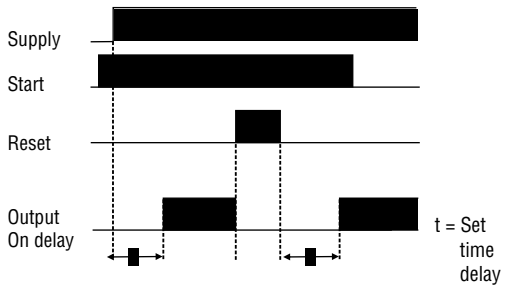

4.Typical application of Gate start

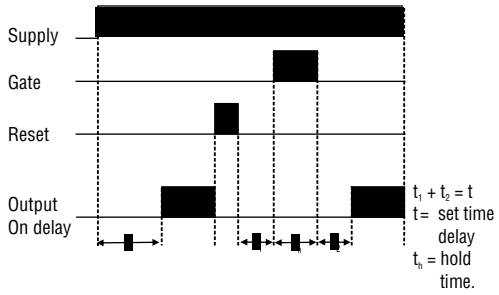

Compliance

Category	Reference Standards	Testing Level
Electrostatic Discharge	IEC 61000-4-2	Level-3
Electrical Fast Transient/ Brust	IEC 61000-4-4	Level-3
Electromagnetic Field	IEC 61000-4-3	Level-3
Surge	IEC 61000-4-5	Level-3
Conducted RF	IEC 61000-4-6	Level-2
Rated Power Frequency	IEC 61000-4-8	Level-4

Category	Reference Standards	Testing Level
Voltage Dip / Short Interruptions	IEC 61000-4-11	Level-3
Conducted Emissions	CISPR-11	Class-B
Rated Emissions	CISPR-22	Class-A
Emission & Immunity	IEC 61326-1	
Safety	IEC 61010-1	
PFMF (Passing criteria)	IEC 61000-4-8	Class A

Ordering information

XT546	85 to 270 VAC	- - -
XT546-CE	85 to 270 VAC	
XT546-24V	24 VDC	- - -